





# PMEX UPDATE

<p><b>SELL</b></p>  <p><b>CRUDE10-JY26</b> 97.49 <span style="color: green;">1.18%</span> Expiry 19/Jun/26 Remaining 28 Days</p> <p><b>Entry</b> 98.21 - 97.77</p> <p><b>Stoploss</b> 98.91</p> <p><b>Take Profit</b> 96.38 - 95.45</p>	<p><b>SELL</b></p>  <p><b>NGAS1K-JU26</b> 2.9810 <span style="color: red;">-1.42%</span> Expiry 26/May/26 Remaining 4 Days</p> <p><b>Entry</b> 2.99 - 2.98</p> <p><b>Stoploss</b> 3.02</p> <p><b>Take Profit</b> 2.96 - 2.95</p>	<p><b>BUY</b></p>  <p><b>GO10Z-JU26</b> 4,520.26 <span style="color: red;">-0.83%</span> Expiry 27/May/26 Remaining 5 Days</p> <p><b>Entry</b> 4508 - 4512</p> <p><b>Stoploss</b> 4500.00</p> <p><b>Take Profit</b> 4524 - 4534</p>	<p><b>BUY</b></p>  <p><b>SL10-JY26</b> 76.09 <span style="color: red;">-2.05%</span> Expiry 26/Jun/26 Remaining 35 Days</p> <p><b>Entry</b> 76.62 - 76.77</p> <p><b>Stoploss</b> 74.01</p> <p><b>Take Profit</b> 77.35 - 77.63</p>
<p><b>BUY</b></p>  <p><b>PLATINUM5-JY26</b> 1,940.30 <span style="color: red;">-1.88%</span> Expiry 26/Jun/26 Remaining 35 Days</p> <p><b>Entry</b> 1928 - 1933</p> <p><b>Stoploss</b> 1922.00</p> <p><b>Take Profit</b> 1940 - 1950</p>	<p><b>BUY</b></p>  <p><b>COPPER-JY26</b> 6.3473 <span style="color: green;">0.50%</span> Expiry 22/Jun/26 Remaining 31 Days</p> <p><b>Entry</b> 6.31 - 6.32</p> <p><b>Stoploss</b> 6.29</p> <p><b>Take Profit</b> 6.35 - 6.37</p>	<p><b>SELL</b></p>  <p><b>ICOTTON-JY26</b> 78.38 <span style="color: red;">-6.36%</span> Expiry 22/Jun/26 Remaining 31 Days</p> <p><b>Entry</b> 79 - 78.78</p> <p><b>Stoploss</b> 79.43</p> <p><b>Take Profit</b> 78.37 - 77.73</p>	<p><b>BUY</b></p>  <p><b>DJ-JU26</b> 50,548 <span style="color: green;">0.34%</span> Expiry 17/Jun/26 Remaining 26 Days</p> <p><b>Entry</b> 50106 - 50165</p> <p><b>Stoploss</b> 49998.00</p> <p><b>Take Profit</b> 50295 - 50393</p>
<p><b>BUY</b></p>  <p><b>SP500-JU26</b> 7,480 <span style="color: green;">0.19%</span> Expiry 17/Jun/26 Remaining 26 Days</p> <p><b>Entry</b> 7451 - 7461</p> <p><b>Stoploss</b> 7434.00</p> <p><b>Take Profit</b> 7481 - 7500</p>	<p><b>BUY</b></p>  <p><b>NSDQ100-JU26</b> 29,503 <span style="color: green;">0.19%</span> Expiry 17/Jun/26 Remaining 26 Days</p> <p><b>Entry</b> 29430 - 29493</p> <p><b>Stoploss</b> 29341.00</p> <p><b>Take Profit</b> 29664 - 29782</p>	<p><b>BUY</b></p>  <p><b>GOLDUSDJPY-JU26</b> 159.14 <span style="color: green;">0.12%</span> Expiry 27/May/26 Remaining 5 Days</p> <p><b>Entry</b> 159.22 - 159.26</p> <p><b>Stoploss</b> 159.05</p> <p><b>Take Profit</b> 159.38 - 159.48</p>	<p><b>SELL</b></p>  <p><b>GOLDEURUSD-JU26</b> 1.1595 <span style="color: red;">-0.22%</span> Expiry 27/May/26 Remaining 5 Days</p> <p><b>Entry</b> 1.1601 - 1.1593</p> <p><b>Stoploss</b> 1.162</p> <p><b>Take Profit</b> 1.1575 - 1.156</p>

## Major Headlines

### Oil prices rebound as investors track U.S.-Iran peace talks

Oil prices rose on Friday, rebounding from recent losses as markets awaited more signs of progress towards a U.S.-Iran peace deal. Brent crude futures for July, the global oil benchmark, jumped 3.3% to \$106.00 a barrel by 05:19 ET (09:19 GMT), while U.S. West Texas Intermediate crude futures rose 2.9% to \$99.01 per barrel. Both contracts were on track to post weekly declines. Uncertainty surrounding a US-Iran deal abounds as we head into the weekend [see more...](#)

### Gold prices inch lower amid uncertainty over Iran peace talks, interest rates

Gold prices edged lower on Friday, weighed down by a renewed uptick in oil prices exacerbated inflation worries and fed expectations for a potential U.S. interest rate hike later this year. By 06:00 ET (10:00 GMT), spot gold had declined by 0.3% to \$4,532.11 an ounce, while gold futures were down by 0.6% at \$4,532.05 an ounce. Brent crude futures, the global oil benchmark, advanced once again and remain well above pre-war levels. [see more...](#)

### Wall St futures edge higher as investors monitor US-Iran peace talks

U.S. stock index futures ticked higher on Friday ahead of a long weekend, as investors watched for signs of a breakthrough in discussions to end the nearly three-month long Middle East war. Iran's foreign minister met the interior minister of Pakistan to discuss proposals to end the conflict, media reports said, with Tehran and Washington still at odds over Iran's uranium stockpile and control over the Strait of Hormuz. [see more...](#)

### USD/JPY Price Forecast: Upside stalls around 159.00 on US-Iran deal hopes

The USD/JPY pair trades slightly higher to near 159.10 during the European trading session on Friday. The pair has been broadly sideways over the last three trading days, with investors awaiting the announcement of a deal between the United States (US) and Iran. As of writing, the US Dollar Index (DXY), which gauges the Greenback's value against six major currencies, trades 0.1% higher to near 99.30. [see more...](#)

### Euro tests 10-day lows against British Pound after UK, Eurozone preliminary PMIs

The Euro's (EUR) frail recovery attempt against the British Pound (GBP) has been capped below 0.8660, as the pair retreats on Thursday, testing one and a half week lows below 0.8642 at the time of writing. Eurozone preliminary HCOB Purchasing Manager's Index (PMI) data has disappointed, while the UK's business activity seems more resilient amid the energy shock stemming from Iran's war. [see more...](#)

### US Dollar Index Price Forecast: Downside Path to 100.00 Remains Intact as Hawkish Fed Bets Firm

The US Dollar Index (DXY) continues to trade under selling pressure, with the broader technical and fundamental outlook pointing toward a sustained decline toward the 100.00 psychological level. Despite a hawkish repricing of Federal Reserve rate expectations, the dollar has struggled to regain upside momentum, weighed down by a combination of technical resistance and shifting global risk sentiment. From a technical perspective [see more...](#)

## Economic Calendar

No economic calendar event scheduled

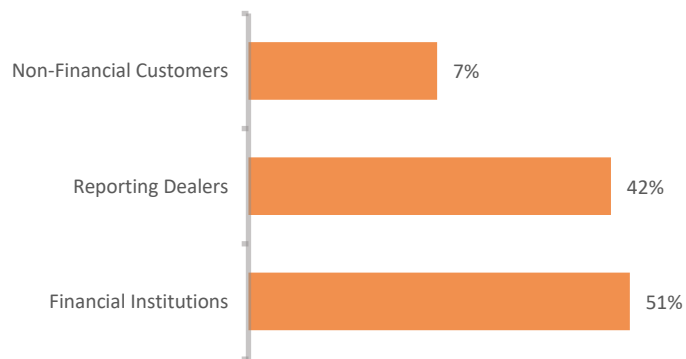
# FOREX MARKETS' STATISTICS

### Forex Market Hours

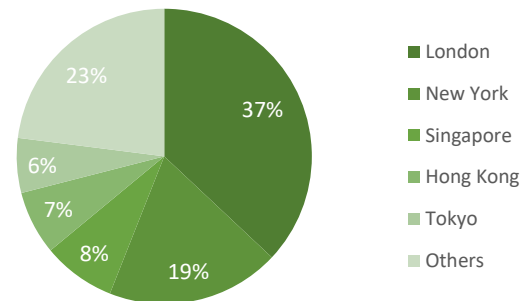


Note: This chart shows the normal forex trading times of all the major forex trading centers across the globe in Pakistan Standard Time.

### Forex Turnover by Counterparty



### Markets' Share in Total Forex Turnover



### Most Traded Currency Pairs



Sources: ACPL Research, Forexmarkethours, Dailyfx, Ig

# DISCLAIMER

This report has been prepared by Abbasi and Company (Private) Limited and is provided for information purposes only. Abbasi and Company (Private) Limited (ACPL) is engaged in brokerage business of commodities futures in Pakistan and to provide the trading/ execution facility on Pakistan Mercantile Exchange (PMEX). There is risk of loss in trading in derivatives (futures). The author, directors and other employees of Abbasi and Company (Private) Limited and its affiliates cannot be held responsible for any loss in trading. Futures; futures on margin carries a high level of risk and may not be suitable for all investors. The high degree of leverage can work against the investor/ traders. Before deciding to invest in Commodity derivatives, you should carefully consider your investment objectives, level of experience, and risk appetite. The possibility exists that you could sustain a loss of some or all of your initial investment and therefore you should not invest money that you cannot afford to lose. You should be aware of all the risks associated with futures trading in commodities and other financial products. We take no responsibility for any loss made in investment on any instruments through us. In any event Abbasi and Company (Private) Limited, its affiliates, agents will not be liable to anyone for any decision made or action taken for investment/trading. Abbasi and Company (Private) Limited, its affiliates, directors and employees cannot be held responsible for any loss in trading due to any problem in connectivity; failure of system; technical problem in the software or any other reason whatever.

All the reports/ recommendations/ trading calls/ opinions are advisory in nature and contains the opinions of the author, which are not to be construed as investment advices. The author, directors and other employees of Abbasi and Company (Private) Limited and its affiliates cannot be held responsible for the accuracy of the information presented herein or for the results of the positions taken based on the opinions expressed in the reports/ views from Abbasi and Company (Private) Limited. All the views/ recommendations/ trading calls and opinions are based on the information, which are believed to be accurate and no assurance can be given for the accuracy of these information.

Derivatives trading involve substantial risk. The valuation of the underlying may fluctuate, and as a result, clients may lose their entire original investment. In no event should the content of this research report be construed as an express or an implied promise, guarantee or implication by, or from, Abbasi and Company (Private) Limited that you will profit or that losses can, or will be, limited in any manner whatsoever. Past results are no indication of future performance. The information provided in this report is intended solely for informative purposes and is obtained from sources believed to be reliable. Information is in no way guaranteed. No guarantee of any kind is implied or possible where projections of future conditions are attempted. Investments in securities market are subject to market risks, read all the related documents carefully before investing.

All rights reserved by Abbasi and Company (Private) Limited. This report or any portion hereof may not be reproduced, distributed, or published by any person for any purpose whatsoever. Nor can it be sent to a third party without prior consent of Abbasi and Company (Private) Limited. Action could be taken for unauthorized reproduction, distribution, or publication.

The research analyst, primarily involved in the preparation of this report, certifies that (1) the views expressed in this report accurately reflect his/her personal views about the subject commodity/index /currency pair and (2) no part of his/her compensation was, is or will be directly or indirectly related to the specific recommendations or views expressed in this report.

## DISCLOSURE

Following exchange rates are used to convert investment and profit values:

- USD/PKR: 280.10
- JPY/PKR: 1.97

To arrive at our Target Price, Abbasi & Company (Private) Limited uses following methods:

- Technical Analysis
- Fundamental Analysis

Furthermore, profit and returns are inclusive of all expenses including PMEX Fee, ACPL Fee & Sales Tax

## RESEARCH DISSEMINATION POLICY

Abbasi & Company (Private) Limited endeavors to make all reasonable efforts to disseminate research to all eligible clients in a timely manner through either physical or electronic distribution such as email, fax mail etc. Nevertheless, all clients may not receive the material at the same time.

### PREPARED BY

Muhammad Rashid Nawaz  
Phone: (+92) 42 38302028  
Ext: 118  
Email: [umairjaved@abbasiandcompany.com](mailto:umairjaved@abbasiandcompany.com)

### RESEARCH DEPARTMENT

6 - Shadman, Lahore  
Phone: (+92) 42 38302028; Ext: 116, 117  
Email: [research@abbasiandcompany.com](mailto:research@abbasiandcompany.com)  
web: [www.abbasiandcompany.com](http://www.abbasiandcompany.com)

### HEAD OFFICE

6 - Shadman, Lahore  
Phone: (+92) 42 38302028  
Email: [support@abbasiandcompany.com](mailto:support@abbasiandcompany.com)  
web: [www.abbasiandcompany.com](http://www.abbasiandcompany.com)